

How to use QR codes

Each of our QR codes will take you to important information. To scan the QR codes, switch to the camera and center the QR code in the visible area.

If that doesn't work, your phone needs an app to scan QR codes.

Alternatively, you can also enter the link by hand in the browser.

TinyTag E-Book



ebook.tinytags.de

Click here to get your TinyTag e-book with tips in case of theft & more info.

Insurance for your bike



versicherung.tinytags.de

Benefit from our cooperation with an ARAG partner! Small tip: Here you get 50€ cashback.

Bike lock consultant



lock.tinytags.de

Here you will find information about bicycle locks, so you can choose exactly the right one for you.

Translation into other languages



manual.tinytags.de

Here you can find translations of the manual into other languages.

Apple AirTag on Amazon

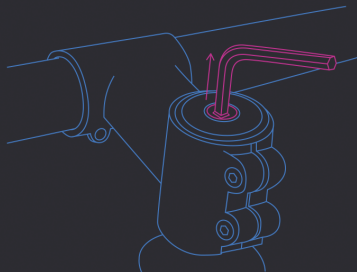


airtagkauf.tinytags.de

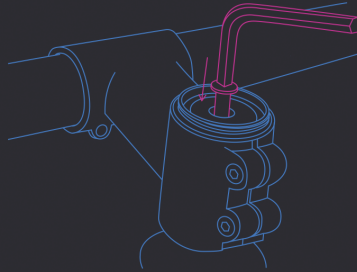
You can buy an Apple AirTag on Amazon here.

Included in your package:

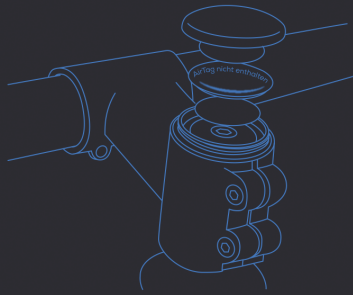
- 1x Upper & lower part of the bracket
- 1x Business card ARAG Partner Cooperation
- 1x Hexagon socket wrench for screw
- 1x Screw (35mm)
- 2x Padding for your AirTag
- 1x Instruction & Business Card
- 1x QR code / link to the e-book



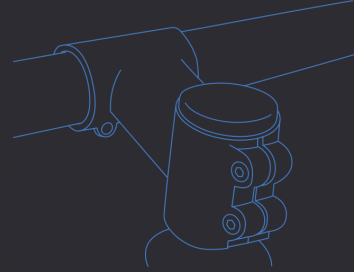
Remove the factory mounted cap from your bike



Screw the bottom part of your TinyTag bike mount into the socket



Insert the included pads together with your Apple AirTag into the bike mount



Screw the cap of your bike mount on the thread - assembly completed -



INSTRUCTION & MORE

BIKE MOUNT FOR
APPLE AIRTAG