TinyTag

INSTRUCTIONS & MORE

BIKE MOUNT FOR APPLE AIRTAG

© W&P EverPrime UG (haftungsbeschränkt)

Included in your package:

- 1x Upper & lower part of the bracket incl. sealing ring
- 1x Hexagon socket spanner for safety screws
- 2x Short safety screw (14 mm)
- 2x Long safety screw (25 mm)
- 1x Installation instructions & contact support
- 1x QR code / link to the e-book

© W&P EverPrime UG (haftungsbeschränkt)

Assembly instructions

Step 1:

Remove the factory-fitted bolts
from your bike

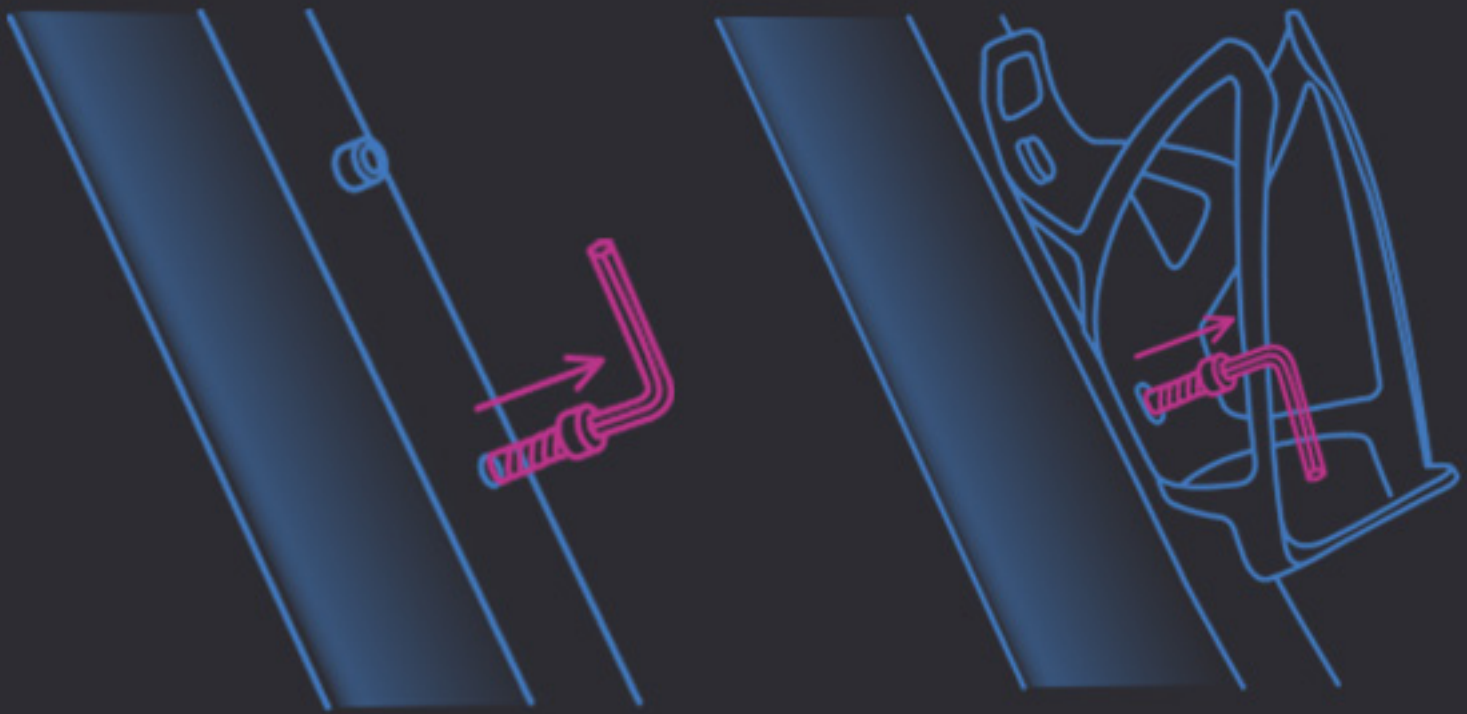

© W&P EverPrime UG (haftungsbeschränkt)

Step 2:

Place your Apple AirTag
in your holder



We have already inserted the sealing ring
into the lower part for you

© W&P EverPrime UG (haftungsbeschränkt)

Step 3:

Mounting without bottle cage

Use the short safety screws to mount your bracket

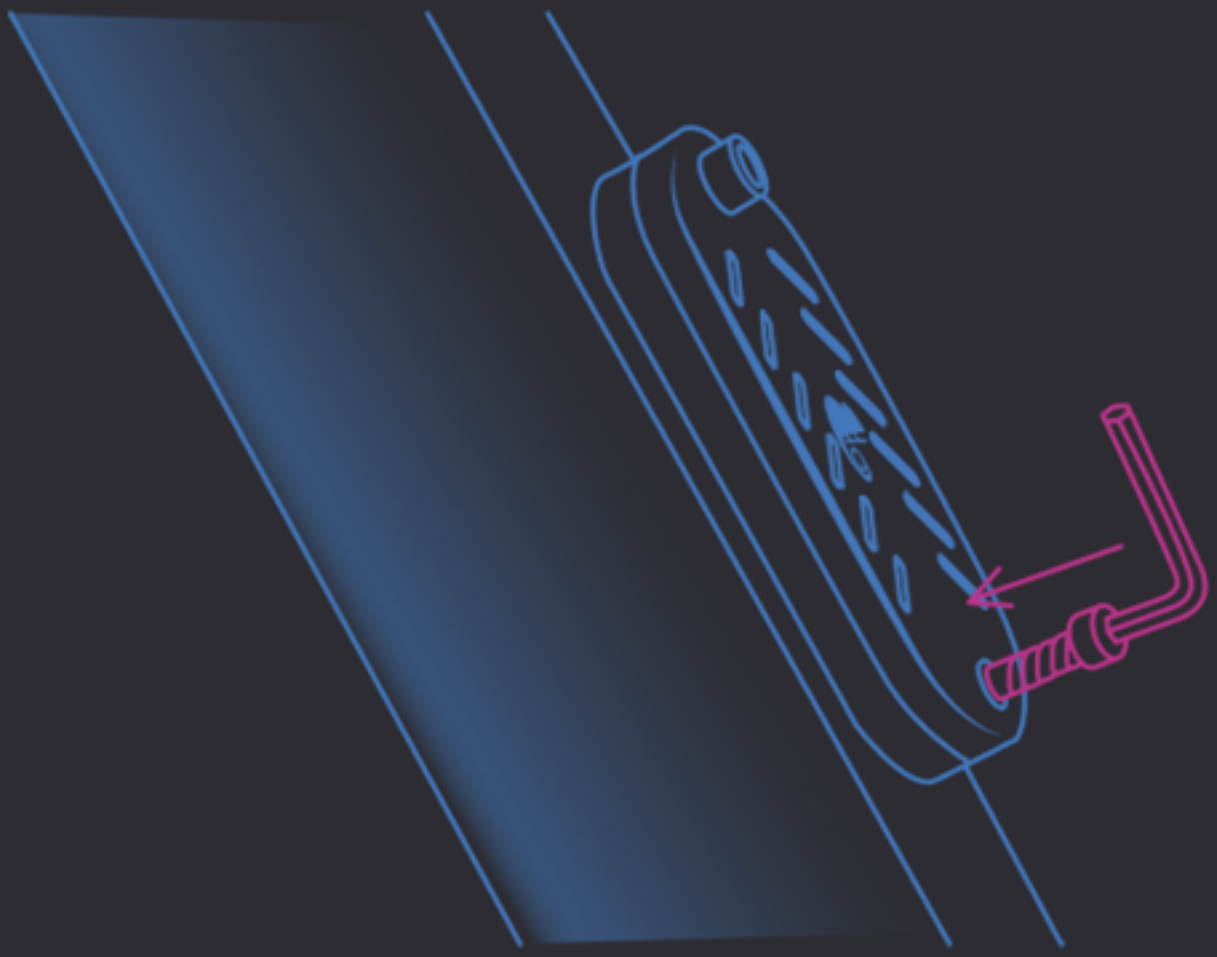

© W&P EverPrime UG (haftungsbeschränkt)

Step 3:

Mounting with bottle holder

Use the long safety screws to mount your bracket

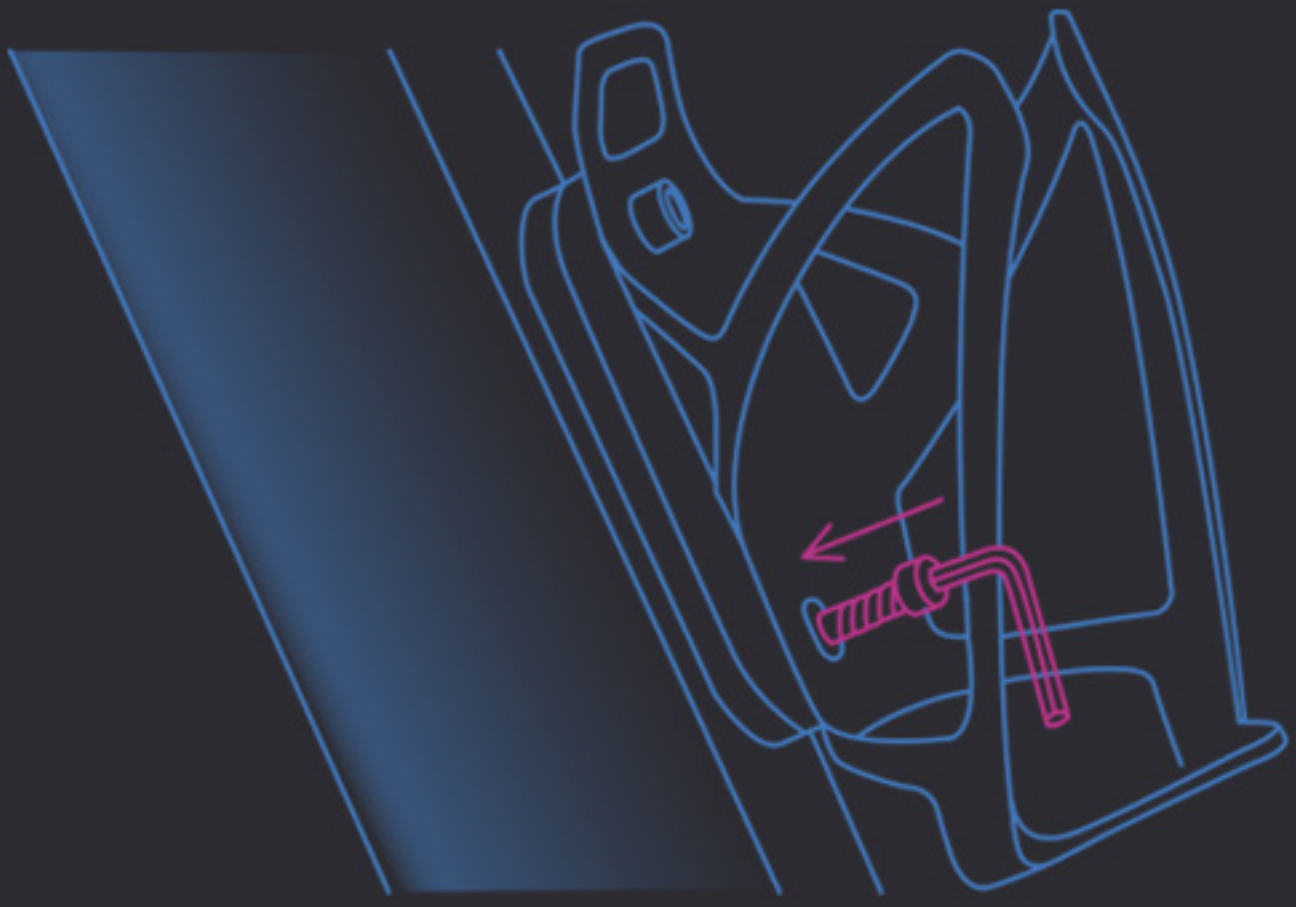

© W&P EverPrime UG (haftungsbeschränkt)

TinyTag E-Book

Hier geht es zu Deinem TinyTag E-Book mit Tipps im Falle eines Diebstahls und weiteren Informationen

Scan mich oder klicke auf den Link

ebook-flaschenhalterung.tinytags.de

© W&P EverPrime UG (haftungsbeschränkt)

Insurance for your bike

Benefit from our cooperation with an ARAG partner! A little tip: Get €50 cashback here

Scan me or click on the link

versicherung.tinytags.de

© W&P EverPrime UG (haftungsbeschränkt)

Bicycle lock advisor

Here you will find information on bike locks so that you can choose exactly the right one for you

Scan me or click on the link



lock.tinytags.de

© W&P EverPrime UG (haftungsbeschränkt)

Translation into other languages

Here you can find translations of the manual into other languages

Scan me or click the link

manual-flaschenhalterung.tinytags.de

© W&P EverPrime UG (haftungsbeschränkt)

Apple AirTag on Amazon

TinyTag

Here you can buy an Apple Airtag on Amazon

Scan me or click on the link

airtagkauf.tinytags.de

© W&P EverPrime UG (haftungsbeschränkt)